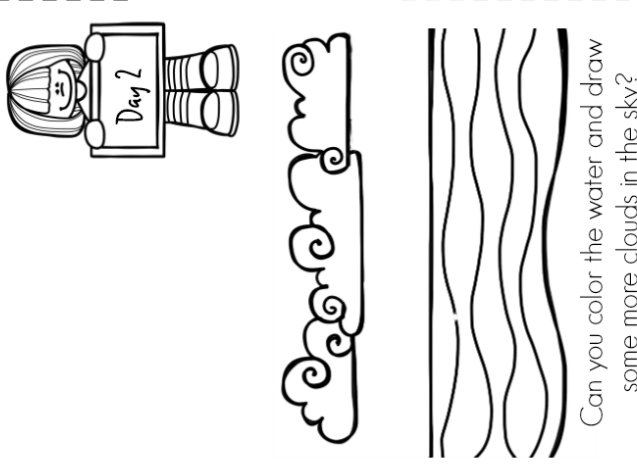



Color the light and the darkness above.

On the first day, God created the light. (Genesis 1:3-5)

God Created The World

A MINI BOOK BY:




Can you color the water and draw some more clouds in the sky?

On the second day, God created the heavens. (Genesis 1:7-8)

On the seventh day, God completed His work and rested. (Genesis 2:1-2)

YOU ARE WORTHY. OUR LORD AND GOD. TO RECEIVE GLORY AND HONOR AND POWER. FOR YOU CREATED ALL THINGS, AND BY YOUR WILL THEY WERE CREATED AND HAVE THEIR BEING. REVELATION 4:11 (NIV)

the NARROW GATE PATH through
EDU-CLIPS.COM

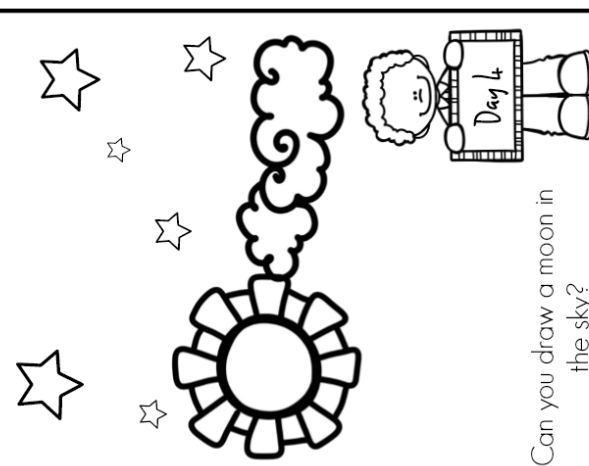


Can you add some fruit to the tree?

On the third day, God created the dry land, trees, and plants. (Genesis 1:9-13)

On the sixth day, God created land animals and Adam and Eve. (Genesis 1:24-26)

What is your favorite animal?




Can you draw a moon in the sky?

On the fourth day, God created the stars, the sun, and the moon. (Genesis 1:14-19)


On the fifth day, God created fish, sea animals, and birds. (Genesis 1:20-23)

Can you draw another fish and another bird?


1. Cut out the mini book along the dark black lines around the exterior.



2. Fold down the vertical center line so that the pictures are on the outside. Unfold.




3. Fold down the horizontal center line so that the pictures are on the outside. Unfold. Fold again so that pictures are on inside and unfold.



4. Flip page over so blank side is facing up, then fold edges in toward center. Unfold.




5. Flip page over so pictures are facing up and fold in half again. Cut book (through both sides) at the dark line. Unfold.



6. Fold along center line lengthwise again.



7. Push two ends of book towards each other, forcing the pages to bend away from each other at the center line. The top of the pages will make a + shape. Crease.



8. Finish by folding the cover over. Crease along the spine.

